



Summary Feedback

ST1: Two Year Teaching Programme

ST1-ST4 Special teaching Session on Head & Neck Anatomy 1.21: NECK SPACES - anatomy mastered through FRCR 2B Viva Cases

(6th May 2021)

Delivered By:

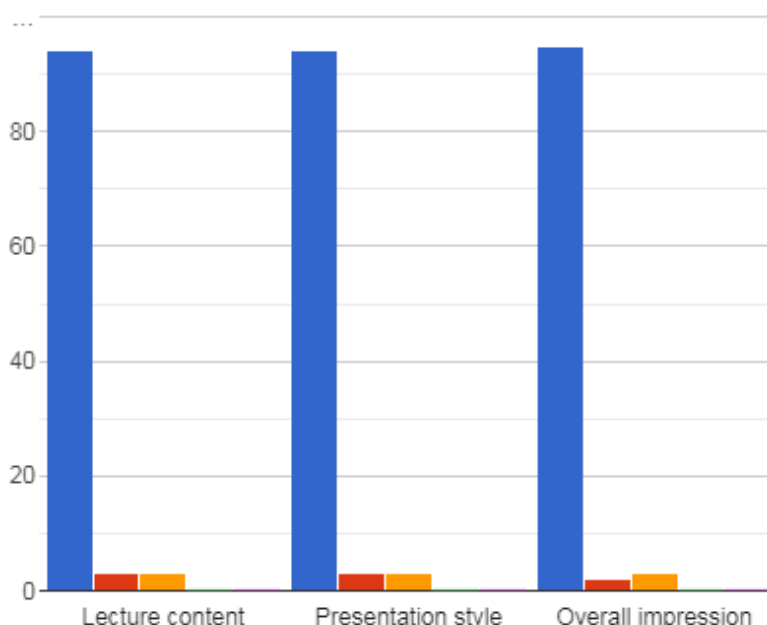
(Sami Khan)

Summary Points:

- ST1-ST4 special teaching session 1.21: 3 hours teaching time
- Total Attendees: 500 from 30 Countries (Australia, Bahrain, Bangladesh, Canada, Egypt, Hong Kong, India, Indonesia, Iraq, Kenya, Malaysia, Mexico, Nepal, Nigeria, Oman, Pakistan, Qatar, Saudi Arabia, South Africa, Sri Lanka, Sudan, Tanzania, Turkey, UAE, UK, Ukraine, USA, Yemen, Zambia, Zimbabwe).
- Total feedback received from 100 participants

Please rate the following aspects of the session

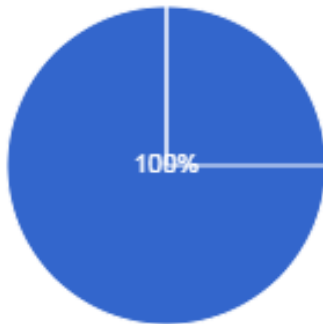
Excellent Very good Good Satisfactory
Poor



ST1-ST4 Special teaching Session on Head & Neck Anatomy 1.21: NECK SPACES - anatomy mastered through FRCR 2B Viva Cases

Did you find it useful
100 responses

● Yes
● No

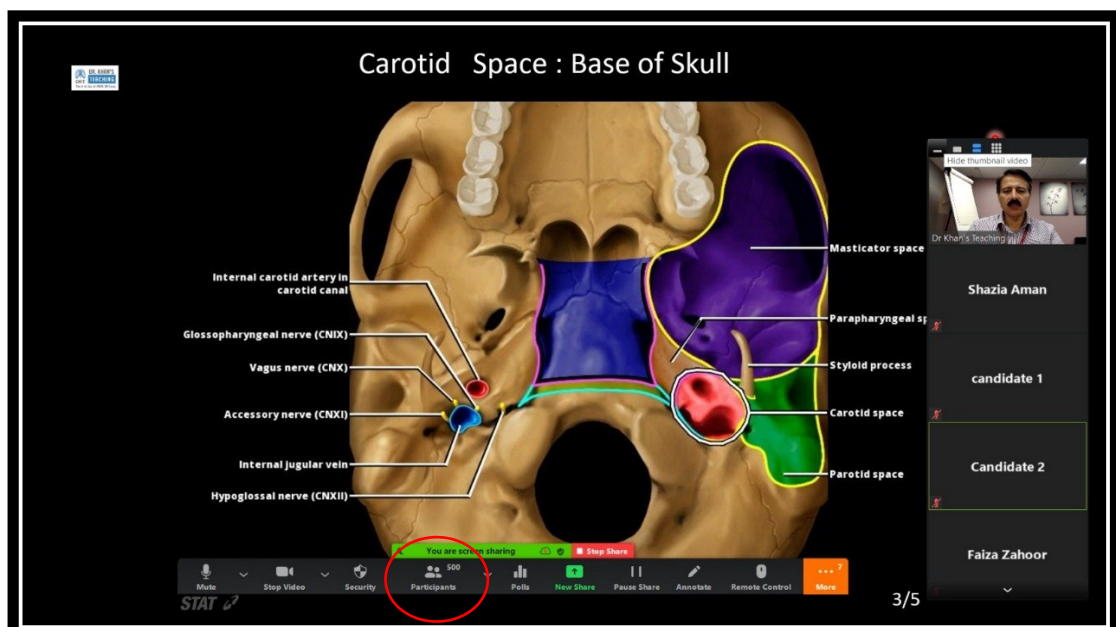


Testimonials

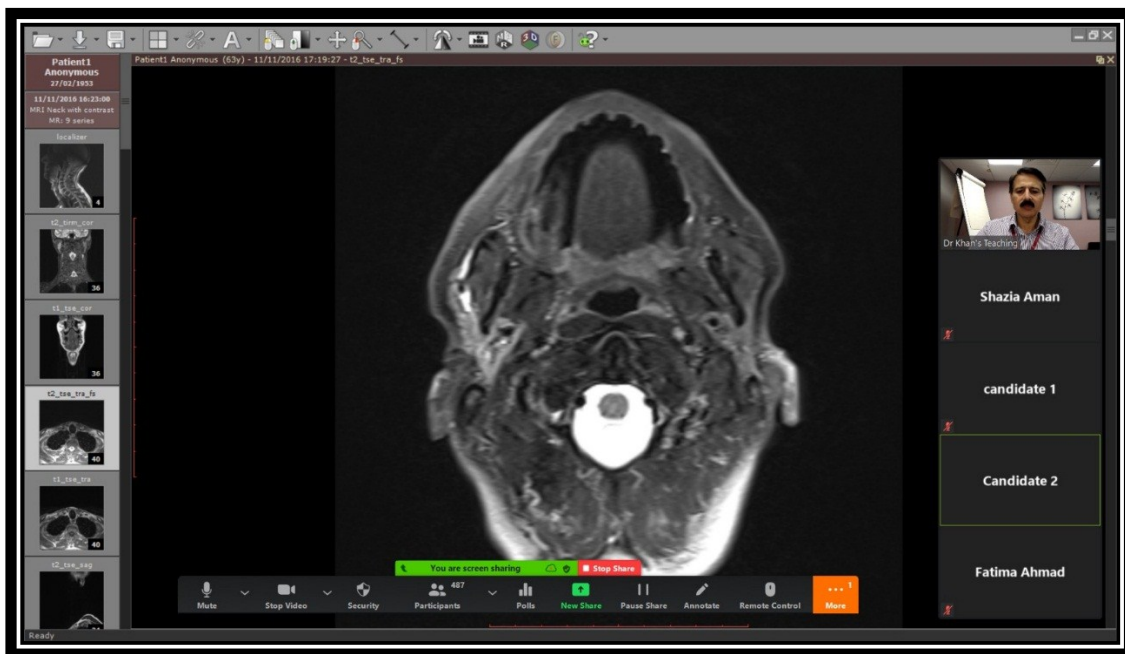
- I always found head and neck so challenging. Dr Khan style of inspirational teaching is the best I have ever encountered and has really helped clarify my concepts. Truly the best trainer anyone can have and truly wish him the best (UK).
- This teaching has been so excellent and amazing. Dr Khan truly is an inspirational person and is making the biggest difference to my radiology training (UK).
- Lots of love to Dr Khan for his selfless dedication to teaching, and all the effort he puts in. I could read 100 textbooks and not understand what Dr Khan eloquently explains in 3 hours. Looking forward to next sessions (UK).
- I'm totally speechless, it was an awesome session, I am so grateful for your teaching, it was very difficult to understand it on my own and your teaching has made it very easy and practical now. I'm so happy n satisfied. Hats off to you sir (Pakistan).
- Session conducted by Dr Khan is the most awesome ones. Thank you Dr Khan (Yemen).
- An absolute gem again. Head and neck is something I found and this has really helped solidify my concepts. Thank you so much Dr Khan (UK).
- "Structured training. High quality teaching Free of charge and easily delivered" (Egypt).
- Awesome review and the perfect case! Dr Khan is the best :) So appreciative of you taking the time to do and make extra sessions (UK).
- Wonderful teaching (India).
- Excellent (India).
- Fantastic way of learning anatomy through pathology! (Malaysia).
- Very helpful (India).
- May God bless you abundantly for the great work you're doing! (Pakistan).
- Thank you for your great effort and continuous support (Oman).
- Excellent talk (Pakistan).
- Very nice (Pakistan).
- Amazing session, Sir many thanks for your effort, hope God bless you (Egypt).
- Wonderful and systematic (Oman).


ST1-ST4 Special teaching Session on Head & Neck Anatomy 1.21: NECK SPACES - anatomy mastered through FRCR 2B Viva Cases

- Great learning (Pakistan).
- Marvellous (Pakistan).
- "All are excellent, Appreciate" (UAE).
- Very insightful lecture (Kenya).
- Thank u DKT and Sir Sami Khan (Pakistan).
- Excellent. Thank you Dr Khan! (UK).
- Very useful and informative (Oman).
- Amazing session (Sudan).
- Wonderful lecture (Sudan).
- Excellent session. God bless you Dr Khan and the entire faculty of DKT (Kenya).
- Great session. Good revision (Pakistan).
- A very great teaching session (Nigeria).
- It's very nice session and clear in all aspects esp. Clear about spaces. It's very helpful regarding reporting and diagnosis thanks sir (Pakistan).
- "Thanks Great effort" (Egypt).
- Wonderful teaching (UK).
- Amazing session, I know I will be attending every time when a session is available (Pakistan).
- Great Teaching (Pakistan).
- It's awesome (Yemen).
- It is super (Oman).
- Best always (India).
- Excellent detail, huge subject topic covered (UK).
- Nobody teaches like Sir Sami, my concepts are clear now (Pakistan).
- Amazing teaching session (Oman).
- A comprehensive way in clearing neck spaces and how to locate lesions within each space and reach diagnosis (Egypt).
- Fantastically covering anatomy via pathology (Pakistan).
- Brilliant session, each neck space was explained beautifully, with lots of DICOM images and VIVA cases to reinforce and revise the anatomy. The highlight for me was Dr Khans explanations of the anatomy, and his extremely useful exam tips and clinical tips. This session was invaluable, and the clinical correlation with pathology definitely helped me to understand neck spaces better, and how to localise pathology, instead of just rote learning a bunch of boring anatomical facts (UK).



ST1-ST4 Special teaching Session on Head & Neck Anatomy 1.21: NECK SPACES - anatomy mastered through FRCR 2B Viva Cases






**DR. KHAN'S
DKT
TEACHING**
THE ART OF KNOWLEDGE

Session 1.21

ST1 : Two year Teaching programme

Today Starting at 1800 BST

ST1 -ST4 Special Teaching Session on Head & Neck Anatomy
1.21 : NECK SPACES - anatomy mastered through FRCR 2B Viva Cases



Sami Khan
Consultant Radiologist
Basildon University Hospital
Associate Lecturer - ARU
Hon Senior Lecturer - UCL

Upcoming Sessions

Date	Topic	Teachers
20-05-2021	1. Vascular anatomy: neck, upper limb and lower limb 2. Trauma: cervical spine trauma on plain X-ray	Sami Khan & Sakib Moghul
27-05-2021	FRCR Part I, Mock exam I	Sakib Moghul & Nick Chua
03-06-2021	FRCR Part I, Mock exam II	Sakib Moghul & Nick Chua
17-06-2021	ST1 Teaching session 2.1 MSK: bone tumors I	Sami Khan
24-06-2021	ST1 Teaching session 2.1 MSK: bone tumors II	Sami Khan

Note: There will be no session on Thursday 13th May and Thursday 10th of June

=====XX=====XX=====